

Der-die-das-MauMau

Kartenspiel für 2-6 Spieler zum Wortschatz in MetaTalkDE 6x11

Annette Kitzinger & Sabina Lange

Spielanleitung:

Zuerst mischt ihr alle Karten gut. Jeder Spieler bekommt 7 Karten.

Die übrigen Karten legt ihr auf einen Stapel. Die oberste Karte dreht ihr um und legt sie auf den Tisch.

Der jüngste Spieler beginnt.

Du kannst eine Karte ablegen, wenn der Artikel (der, die, das) oder das Thema (Essen, Schule...) passt.

Wenn du keine Karte ablegen kannst, ziehst du eine Karte vom Stapel.

Wenn du nur noch eine Karte hast, sagst du laut „eine Karte“.

Wenn du das vergisst, musst du eine Karte ziehen.

Wer zuerst alle Karten abgelegt hat, gewinnt das Spiel.

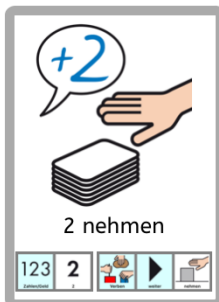


Sonderkarten:

Du kannst Karten mit grauem Rand auf jeder Karte ablegen.



Du entscheidest, mit welchem Artikel (der, die, das) das Spiel weiter geht.



Der nächste Spieler muss 2 Karten vom Stapel nehmen.

Wenn er auch eine „2 nehmen“-Karte hat, muss der Spieler danach 4 Karten nehmen...

Er darf danach eine Karte seiner Wahl ablegen.



Das Spiel ändert die Richtung, es geht nun anders herum weiter.



Der nächste Spieler muss einmal aussetzen (eine Runde Pause machen).

Tipp: Ihr könnt die Karten zu 1-2 Themen aus dem Spiel zur Seite legen (z. B. wenn der Wortschatz noch fehlt).

das  



das Gemüse




das  



das Eis




das  



das Obst




das  



das Brot



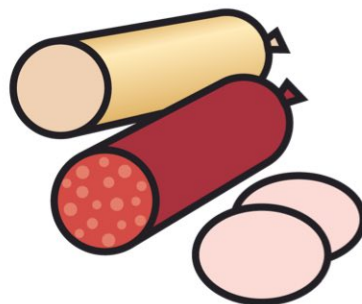
die  



die Kartoffel





die  



die Wurst



die  



die Nudel




die  



die Pizza







der Käse



der Reis




der Salat



der Kuchen



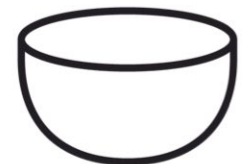
das Glas



das Brettchen

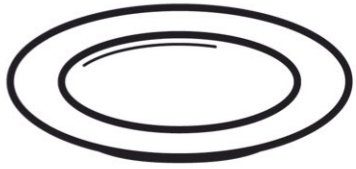


das Messer




das Schälchen







der Teller




der Topf



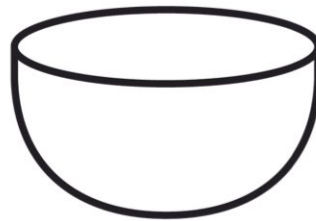
der Löffel



der Becher




die Tasse



die Schüssel

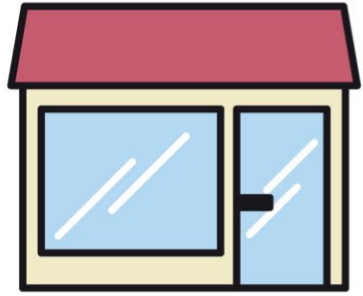


die Gabel

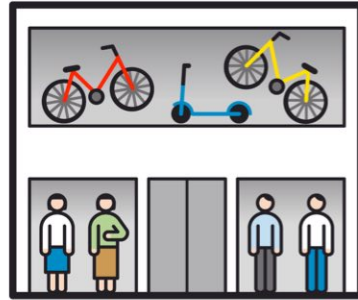


die Kanne







das Geschäft



das Kaufhaus



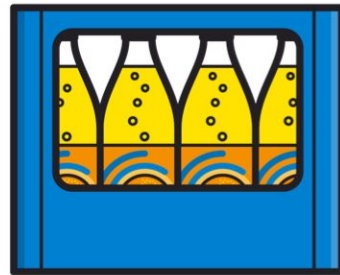
das Laufband




das Geld



die Flasche



die Kiste




die Tüte



die Kasse

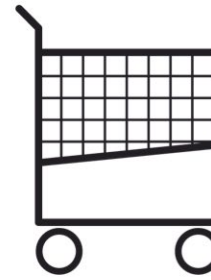




der Supermarkt



der Preis



der Einkaufswagen



der Einkaufskorb



das Unterhemd



das T-Shirt




das Kleid



das Hemd







der Rock



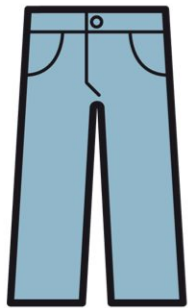
der Mantel



der Schal




der Pullover



die Hose



die Jacke



die Mütze




die Unterhose





das Auto



das Motorrad



das Fahrrad



das Taxi



die Haltestelle



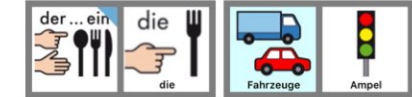
die Autobahn



die Straße





die Ampel







der Bus



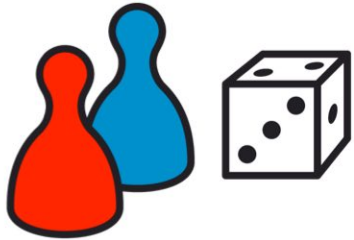
der Laster




der Traktor




der Radweg



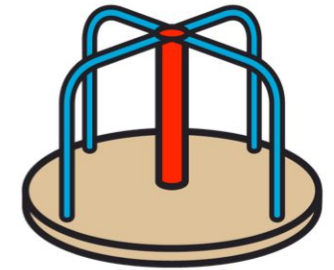

das Spiel



das Puzzle



das Memory





das Karussell



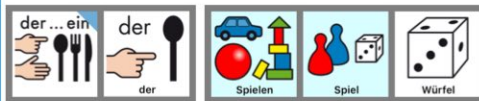





der Teddy




der Würfel



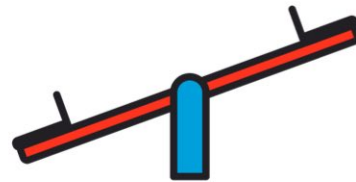

der Luftballon



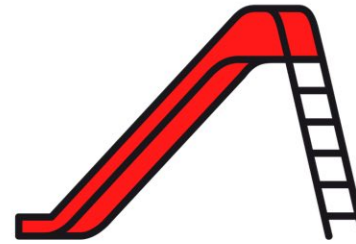

der Ball




die Puppe



die Wippe



die Rutsche



die Schaukel



das   



das Auge



das   



das Ohr



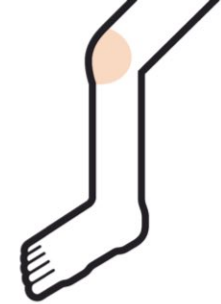
das   



das Bein





das   



das Knie



die   



die Nase



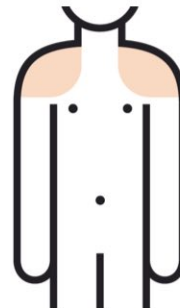
die   



die Zunge



die   



die Schulter



die   




die Hand





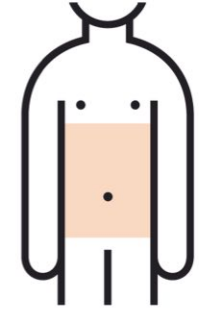
der Mund




der Arm





der Fuß





der Bauch





das Schaf




das Pferd




das Huhn





das Schwein









der Hahn





der Hase





der Esel





der Hund





die Kuh




die Katze



die Ente




die Maus






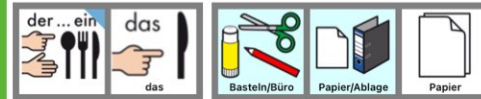
das Heft





das Buch



das Papier



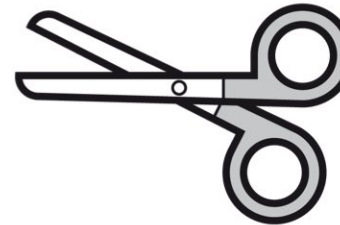

das Lineal



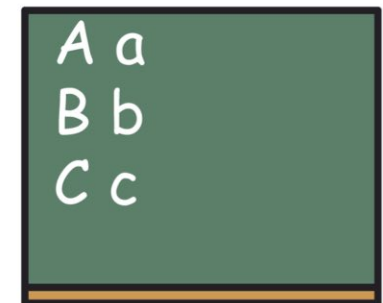
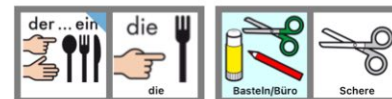
die Mappe




die Schultasche




die Schere




die Tafel








der Bleistift



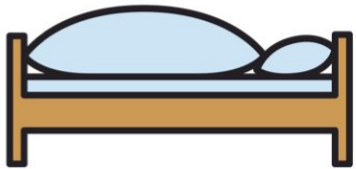

der Kugelschreiber



der Farbstift




der Anspitzer





das Bett




das Sofa




das Regal



das Kissen







der Schrank




der Stuhl



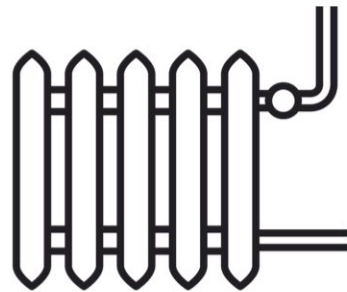
der Tisch




der Sessel



die Kommode



die Heizung



die Decke



die Lampe





ich möchte
der / die / das



ich möchte
der / die / das



ich möchte
der / die / das



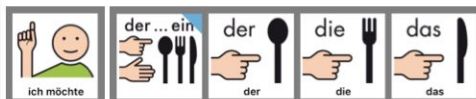
ich möchte
der / die / das



ich möchte
der / die / das



ich möchte
der / die / das




ich möchte
der / die / das



ich möchte
der / die / das



+2



2 nehmen

123


Zahlen/Geld

2

2



+2



2 nehmen

123


Zahlen/Geld

2

2



+2



2 nehmen

123


Zahlen/Geld

2

2



+2



2 nehmen

123


Zahlen/Geld

2

2



+2



2 nehmen

123

Zahlen/Geld

2

2



+2



2 nehmen

123


Zahlen/Geld

2

2



+2



2 nehmen

123


Zahlen/Geld

2

2



+2



2 nehmen

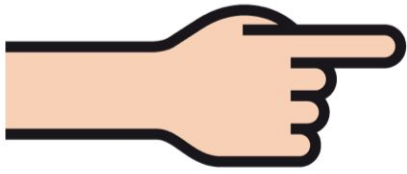
123

Zahlen/Geld

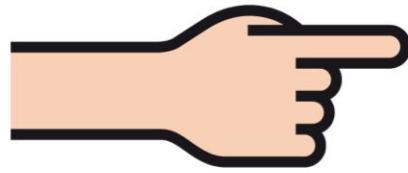
2

2

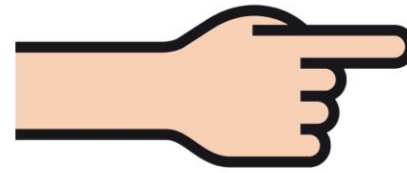




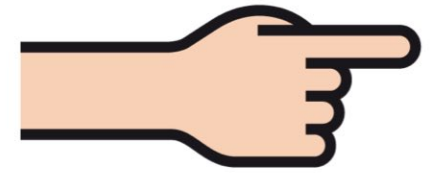

bitte wenden




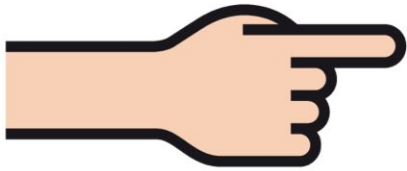
bitte wenden



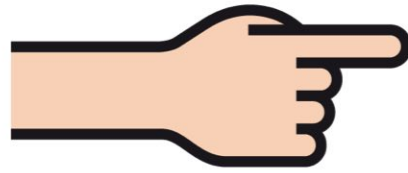
bitte wenden



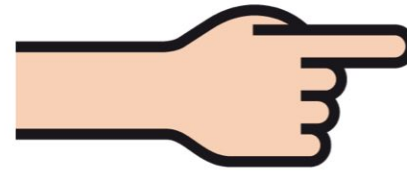
bitte wenden



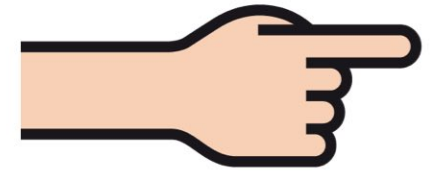
bitte wenden



bitte wenden



bitte wenden



bitte wenden



