

Ostereier mit Motiven

Vorbereitung/Erläuterungen

Die Seiten 2 & 3 mit den bunten Ostereiern ausdrucken, laminieren und in einzelne Karten/Ostereier zerschneiden. Die Formen machen mehr Arbeit, sind aber hübscher!

Seite 4 kann als **Ausmalvorlage** genutzt werden, die vorher in Streifen oder einzelne Karten zerschnitten werden kann. In die kleinen Kreise wird die benötigte Farbe gekritzelt.

Die Seiten 5 & 6 sind **Ausmal- und/oder Sammelvorlagen** (je vier Sammelstreifen), bei denen die Farbe bereits festgelegt ist.

Nach dem Ausmalen können die Karten für verschiedene Spiele genutzt werden.

Die Seiten 7 & 8 entlang der schwarzen Linien in je vier **Sechser-Karten** zerschneiden.

In Kombination mit einem **Farbwürfel** werden nur sechs der acht Farben benötigt.

Die Seite 9 ist die **Ablagefläche** für die Ostereier. Alternativ kann auch eine andere grüne Fläche zur Ablage der Ostereier genutzt werden.

Ein **Blanko-Würfel** (30 mm) wird mit den METACOM Symbolen auf dieser Seite 1 beklebt.



Spielvarianten

Mit einem Farbwürfel: Es wird eine Farbe gewürfelt und dann ausgesucht, welches Ei (gewürfelte Farbe & Wunsch-Motiv) man haben möchte: „Ich wünsche mir...“

Mit einem Farb- und einem Symbolwürfel: Es wird mit beiden Würfeln gewürfelt. Farbe und Motiv müssen benannt werden, anschließend gibt es das entsprechende Ei.







Mit Sechser-Karte Jede/r Mitspieler:in hat eine Sechser-Karte, auf der Eier mit dem entsprechenden Motiv gesammelt werden müssen. Die Farbe wird dabei entweder ganz außer Acht gelassen (bunte Eier sammeln) oder es wird vor dem Spiel z.B. mit einem Farbwürfel für jede/n festgelegt, welche Eier in einer bestimmten Farbe zu sammeln sind.

Mit Sammelstreifen: Eier in einer bestimmten Farbe werden der Reihe nach eingefordert: „Ich brauche...“ oder: „Ich wünsche mir...“





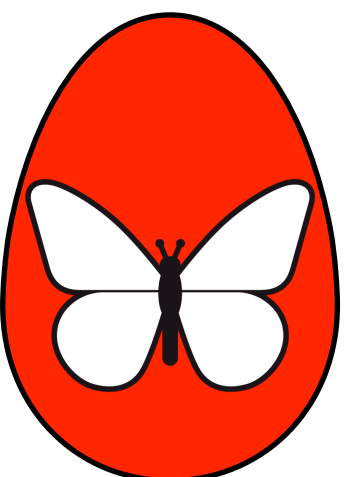



















Für alle Spiele können die **Spickzettel** der Seiten 10 (für MTDE 6x11) und 11 (für MTDE 5x9) genutzt werden. **In MTDE 5x9 muss das Wort „Blumenstrauß“ ergänzt werden.**

























Ist ein Ei schon vergeben, kann ein Alternativwunsch geäußert oder neu gewürfelt werden.


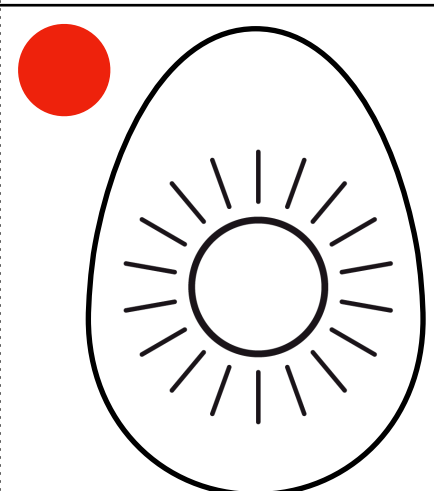


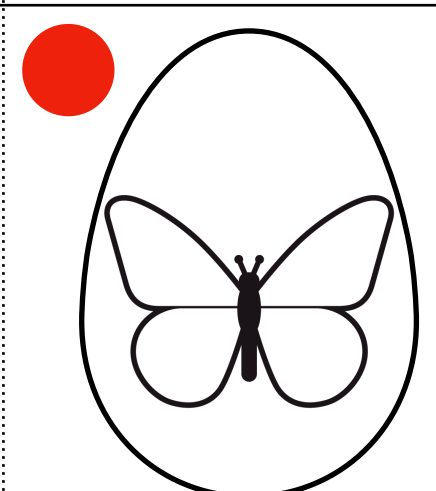



















Eier-Klau: Man erhält das bereits verteilte Osterei von der-/demjenigen, die/der es bereits hat.



















































Ausschneidevorlagen
für einen Blanko-Würfel
















Ich brauche...




das

MTDE 6x11




Ich wünsche mir...




ein...

MTDE 6x11



lila




rosa



blaue



grüne




rote



gelbe




orange



pinke



lila




rosa



blaues



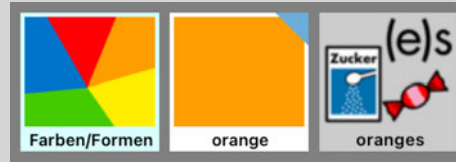
grünes




rotes



gelbes



oranges



pinkes



Osterei




mit



Osterei




mit




Blumenstrauß




Blüte




Hase




Blumenstrauß



Blüte



Hase



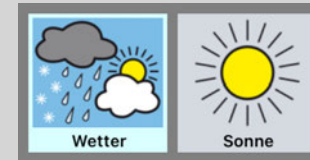
Sonne



Huhn




Schmetterling



Sonne



Huhn



Schmetterling



Ich brauche...



das

MTDE 5x9



Ich wünsche mir...




ein...

MTDE 5x9




lila




rosa



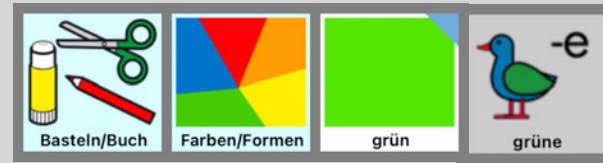
lila




rosa



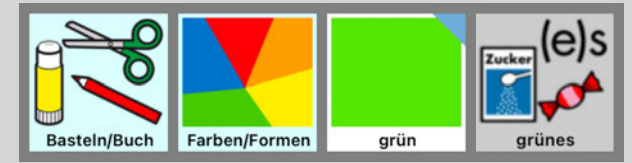
blaue



grüne




blaues




grünes




rote



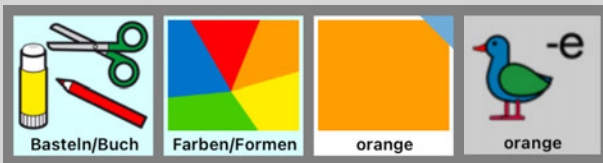
gelbe




rotes




gelbes



orange



pinke



oranges



pinkes



Osterei




mit




Osterei



mit




Blumenstrauß




Blüte




Hase




Blumenstrauß




Blüte



Hase




Sonne



Huhn




Schmetterling



Sonne



Huhn



Schmetterling